

Our Patients

Our patient population has changed over the years, but we continue to serve patients of all ages and health complexities.

WHO CHOOSES DMC

Our patients have the same co-morbidities (disease complexity) and hemoglobin rates as the average Ontario chronic dialysis patient.

CARING FOR PATIENTS OF ALL AGES AND HEALTH COMPLEXITIES

Serving and supporting patients across the GTA.

26

Youngest patient

93

Oldest patient

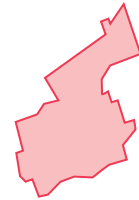
157

UNIQUE PATIENTS

put their trust and confidence in our incredible dialysis team this past year.




Nearly **1 in 4** of those patients were new to DMC in 2018.



AVERAGE PATIENT AGE

70

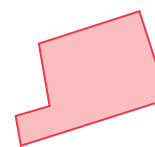
Peterborough



AVERAGE PATIENT AGE

63

Pickering



AVERAGE PATIENT AGE

70

Markham



CONTINUED GROWTH

Our Markham site expanded patient capacity by 15% to meet the growing needs in the area.

OVERALL PATIENT ACUITY LEVEL AT OUR SITES



100%

of patients at DMC were assessed as suitable for community dialysis.



Level 2 patients

78%



Level 3 patients

21%

*No patients were assessed at level 1, the lowest acuity level

Our Staff

DMC's care team is comprised of medical professionals that help enhance the lives of our patients.



18 years

was the average amount of experience DMC nurses had under their belt in 2018.



We have expert cannulators, with a career average of

22,000

needle cannulations as of 2018.



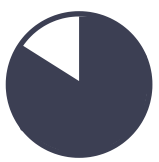
DMC became the first Independent Health Facility in the GTA to gain access to eHealth Ontario's Connecting Ontario Clinical Viewer

Our Outcomes

At DMC, we do our best to make dialysis treatment easier and more effective for our patients.

RATE OF OPTIMAL AND ADEQUATE DIALYSIS

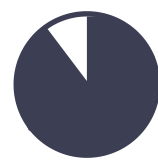
IN ONTARIO:



80.3%

of patients received optimal and adequate dialysis.

AT DMC CLINICS:



92.6%

of patients received optimal and adequate dialysis.



KEEPING PATIENTS HOME

We work hard to keep patients out of the hospital and in their communities.

DMC HAD...

64



LESS HOSPITALIZATIONS

than the expected average for community dialysis clinics

PATIENTS HAD...

13%

LOWER HOSPITALIZATIONS than comparable clinics

10%

LOWER REPEATED hospitalizations than comparable clinics



In 2018, we at DMC celebrated

9 transplants

PREVENTING VASCULAR ACCESS COMPLICATIONS



10% LOWER HOSPITALIZATIONS

for vascular access than the provincial average for community dialysis clinics.



In 2018, DMC had a rate of

0.05

reported catheter related bacteremia (per 1000 days)

lower than the Ontario average of 0.21